



Online EC&EC Dual Channel Transmitter T6200

Function

Industrial on-line EC&EC transmitter is an on-line water quality dual channel monitoring and control instrument with microprocessor.

The EC, TDS, Salinity value and temperature value of aqueous solution were continuously monitored and controlled.

Typical Use

The instrument can be equipped with different types of conductivity sensors. Widely used in power plants, petrochemical industry, metallurgical electronics, mining, paper industry, biological fermentation engineering, medicine, food and beverage, environmental protection water treatment, aquaculture, modern agricultural planting and other industries.

Mains Supply

85~265VAC±10%,50±1Hz, power ≤3W;

9~36VDC, power consumption≤3W;

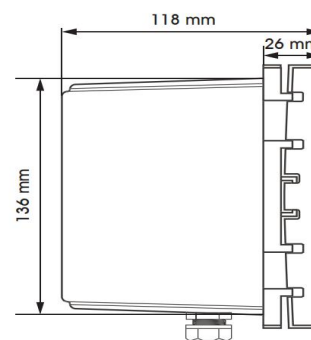
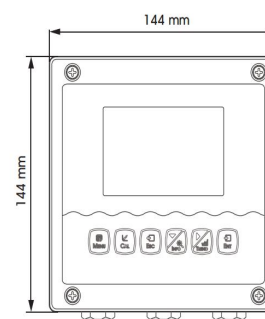
Measuring Range

Conductivity: 0~500ms/cm;

TDS:0~250g/L;

Salinity: 0~700ppt;

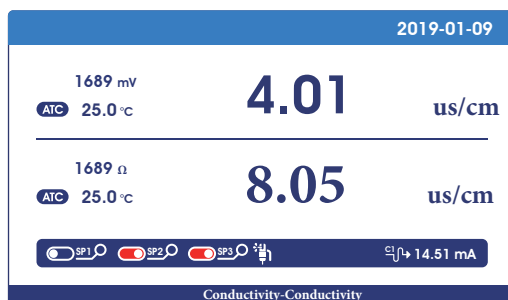
Temperature: -10~150.0℃;



Online EC/EC Transmitter T6200

Features

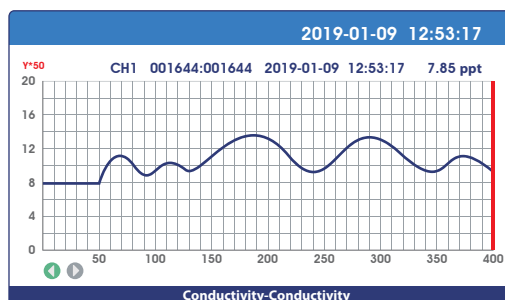
1. Large display, standard 485 communication, with online and offline alarm, 144*144*118mm meter size, 138*138mm hole size, 4.3 inch large screen display.
2. Intelligent menu operation
3. Multiple automatic calibration
4. Differential signal measurement mode, stable and reliable
5. Manual and automatic temperature compensation
6. Three relay control switches
7. 4-20mA & RS485, Multiple output modes
8. Multi parameter display simultaneously shows – Conductivity, TDS, Salinity, Temp, current, etc.
9. Password protection to prevent misoperation by non-staff.
10. The matching installation accessories make the installation of the controller in complex working conditions more stable and reliable.
11. High & low alarm and hysteresis control. Various alarm outputs. In addition to the standard two-way normally open contact design, the option of normally closed contacts is also added to make the dosing control more targeted.
12. The 3-terminal waterproof sealing joint effectively prevents water vapor from entering, and isolates the input, output and power supply, and the stability is greatly improved. High resilience silicone keys, easy to use, can use combination keys, easier to operate.
13. The outer shell is coated with protective metal paint, and safety capacitors are added to the power board, which improves the strong magnetic anti-interference ability of industrial field equipment. The shell is made of PPS material for more corrosion resistance. The sealed and waterproof back cover can effectively prevent water vapor from entering, dustproof, waterproof, and corrosion-proof, which greatly improves the protection capability of the whole machine.



Measurement mode



Calibration mode



Trend chart

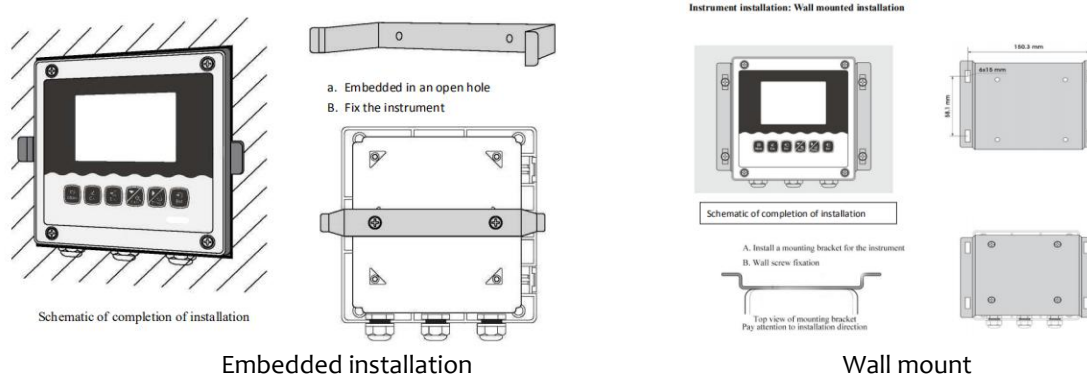


Setting mode

Electrical connections

Electrical connection The connection between the instrument and the sensor: the power supply, output signal, relay alarm contact and the connection between the sensor and the instrument are all inside the instrument. The length of the lead wire for the fixed electrode is usually 5-10 meters, and the corresponding label or color on the sensor Insert the wire into the corresponding terminal inside the instrument and tighten it.

Instrument installation method



Technical specifications

Measuring range	EC:0~500ms/cm; TDS:0~250g/L; Salinity: 0~700ppt
Unit	ms/cm, us/cm, g/L, mg/L, ppt, %
Resolution	0.01ms/cm
Basic error	EC: ± 5 ms/cm;
Temperature	-10~150.0°C(Depend on the Sensor)
Temp. resolution	0.1°C
Temp. accuracy	$\pm 0.3^\circ\text{C}$
Temp. compensation	0~150.0°C
Temp. compensation	Manual or automatic
Stability	EC: ≤ 1 ms/cm /24h
Current outputs	Two 4~20mA, 20~4mA, 0~20mA
Signal output	RS485 MODBUS RTU
Other functions	Data record & Curve display
Three relay control contacts	5A 250VAC, 5A 30VDC
Optional power supply	85~265VAC, 9~36VDC, power consumption ≤ 3 W
Working conditions	No strong magnetic field interference around except the geomagnetic field.
Working temperature	-10~60°C
Relative humidity	$\leq 90\%$
Waterproof rating	IP65
Weight	0.8kg
Dimensions	144×144×118mm
Installation opening size	138×138mm
Installation methods	Panel & wall mounted or pipeline